









## **XII TO CHECK THE STATUS OF A FAX TRANSACTION**

### **A. The Status Of A Pending Job**

1. Press **FAX** 
2. Press  **System Monitor** to display “**FAX MONITOR**”
3. Press **OK** to check the status of a transaction
4. Press  to select the list of TX/RX jobs
5. To end, press **Stop** 

### **B. The Result after Sending / Receiving**

1. Press **FAX** 
2. Press  **System Monitor** to display “**FAX MONITOR**”
3. Press  to display “**2.TX/RX RESULT**”
4. Press **OK** to check the status of a transaction
5. Press  to select the list of TX/RX jobs
6. To end, press **Stop** 