



Delighting You Always

SOUTH & SOUTHEAST ASIA REGIONAL HEADQUARTERS:

CANON SINGAPORE PTE. LTD.

1 HarbourFront Avenue #04-01 Keppel Bay Tower
Singapore 098632
Tel: 65-6799 8888 Fax: 65-6799 8882
www.canon-asia.com

CANON OFFICES

INDIA:

Canon India Pvt. Ltd.
Tel: 91-124-4160 000
Fax: 91-124-4160 011
www.canon.co.in

MALAYSIA:

Canon Marketing (Malaysia) Sdn. Bhd.
Tel: 603-7844 6000
Fax: 603-7845 0505
www.canon.com.my

SINGAPORE:

Canon Singapore Pte. Ltd.
Tel: 65-6799 8888
Fax: 65-6798 8882
www.canon.com.sg

THAILAND:

Canon Marketing
(Thailand) Co. Ltd.
Tel: 66-2-3449 999
Fax: 66-2-3449 922
www.canon.co.th

VIETNAM:

Canon Marketing Vietnam
Co. Ltd.
Ho Chi Minh City
Office & Showroom
Tel: 84-8-382 00466
Fax: 84-8-382 00477
www.canon.com.vn

CANON BUSINESS PARTNERS

BANGLADESH:

JAN Associates Ltd.
Tel: 880-2-8624 102
880-2-9660 601
880-2-9660 359
Fax: 880-2-8610 410

BRUNEI:

Interhouse Company
Tel: 673-2-653 001
Fax: 673-2-653 003

CAMBODIA:

i-Click (Cambodia)
Pte. Ltd.
Tel: 855-23-996 638
Fax: 855-23-996 639

INDONESIA:

PT Datascrip
Canon Call Center
Tel: 62-21-2922 6000
Fax: 62-21-6544 811-13
www.canon.co.id
www.canon.co.id

MALDIVES:

SIMDI
Tel: 960-333 4421
Fax: 960-333 4424

MYANMAR:

Myanmar Golden Rock
International Co. Ltd.
Tel: 95-1-654 810 to 17
Fax: 95-1-654 820

NEPAL:

International Electronics
Concern (P) Ltd.
Tel: 977-1-4421 991
Fax: 977-1-4421 909

PAKISTAN:

Shirazi Trading Co. (Pvt.) Ltd
Tel: 9221-3241 7659
Fax: 9221-3241 7747

SRI LANKA:

Metropolitan Computers
(Pvt.) Ltd.
Tel: 94-11-2437 797
Fax: 94-11-2448 980

Dealer's Stamp:

www.canon-asia.com/MAXIFY

Because its products are subject to continuous improvement, CANON reserves the right to modify product design and specifications without notice and without incurring any obligations.

MAXIFY

Canon

Delighting You Always



MULTIPLY YOUR BUSINESS



MAXIFY INKJET PRINTERS
FULL RANGE BROCHURE

1 H 2015



MAXIFY iB4070






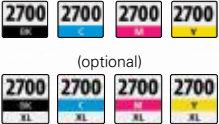



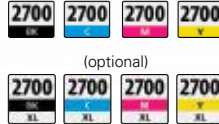

































MAXIFY MB5070



MAXIFY MB5370

MAXIFY PRINTERS AT A GLANCE



		INKJET OFFICE MULTI-FUNCTION		INKJET OFFICE SINGLE-FUNCTION
		MAXIFY MB5370	MAXIFY MB5070	MAXIFY iB4070
MAX. PRINT SPEED (A4 DOCUMENT)	BLACK	32.5ppm^{*1}	32.5ppm^{*1}	32.5ppm^{*1}
	COLOUR	24.0ppm^{*1}	24.0ppm^{*1}	24.0ppm^{*1}
ISO STANDARD PRINT SPEED (A4 DOCUMENT)	BLACK	23.0ipm	23.0ipm	23.0ipm
	COLOUR	15.0ipm	15.0ipm	15.0ipm
FIRST PRINT OUT TIME (FPOT)		approx. 7secs	approx. 7secs	approx. 7secs
CARTRIDGE SYSTEM		 4 Single Inks	 4 Single Inks	 4 Single Inks
CARTRIDGE MODEL		 (optional) 	 (optional) 	 (optional) 
PAGE YIELD		<ul style="list-style-type: none"> ● PGI-2700 Black: 1,000 pages ● PGI-2700 C / M / Y: 700 pages ● (optional) PGI-2700 Black (XL): 2,500 pages ● PGI-2700 C / M / Y (XL): 1,500 pages 	<ul style="list-style-type: none"> ● PGI-2700 Black: 1,000 pages ● PGI-2700 C / M / Y: 700 pages ● (optional) PGI-2700 Black (XL): 2,500 pages ● PGI-2700 C / M / Y (XL): 1,500 pages 	<ul style="list-style-type: none"> ● PGI-2700 Black: 1,000 pages ● PGI-2700 C / M / Y: 700 pages ● (optional) PGI-2700 Black (XL): 2,500 pages ● PGI-2700 C / M / Y (XL): 1,500 pages
PRODUCTIVITY FEATURES		 Auto 2-sided Print  Sheet Capacity	 Auto 2-sided Print  Sheet Capacity	 Auto 2-sided Print  Sheet Capacity
MAIN CONNECTIVITY		  	  	  
MONTHLY DUTY CYCLE		Up to 30,000 pages	Up to 30,000 pages	Up to 30,000 pages
RECOMMENDED MONTHLY PRINT VOLUME		Up to 1,500 pages	Up to 1,500 pages	Up to 1,500 pages
MOBILE PRINTING		  ^{*2}	  ^{*2}	  ^{*2}
CLOUD PRINTING / SCANNING		  ^{*3}  	  ^{*3}  	  ^{*3} 

MAXIMUM PERFORMANCE

» Multiply your business productivity and power your way through intensive office tasks with the new range of MAXIFY printers. With productivity-boosting features such as scan to network folder, single pass 2-sided scanning and laser-like print speeds, you can confidently create powerful impressions for your business that will leave your competition behind.

DUAL RESISTANT HIGH DENSITY PIGMENT INK

Produce long-lasting prints with this new pigment ink that offers crisp and sharp text. Marker and water resistance makes it ideal for professional documents and presentations.



HIGH SPEED, HIGH QUALITY

Professional marketing collaterals can now be printed at remarkably high speeds*1.

Max. Print Speed

32.5ppm*2 (mono), 24.0ppm*2 (colour)

ISO Standard Print Speed

23.0ipm (mono), 15.0ipm (colour)

*1 Print speed decreases when ink is running low (upon display of the low ink status).

*2 PPM print speed is based on the highest speed settings using Canon standard patterns on A4 plain paper.

AT LEAST 50% INK SAVINGS WITH XL INK CARTRIDGES

With the optional high-yield XL ink cartridges, you can print up to 2,500 pages in black-and-white and up to 1,500 pages in colour. You can enjoy at least 50% savings on cost-per-page (CPP) when using Canon genuine PGI-2700XL ink cartridges found in MAXIFY printers.*3



*3 Comparison between black ink cost of an XL ink tank for MAXIFY MB5370 / MB5070 vs PIXMA MX927.

QUICK FIRST PRINT

With Quick First Print, you can minimise waiting time and get a printout in as fast as 7 seconds.



HIGH SPEED SCANNING

Reduce total scan time with the fast single pass 2-sided ADF (Auto Document Feeder) that's capable of scanning double-sided documents in one paper pass.

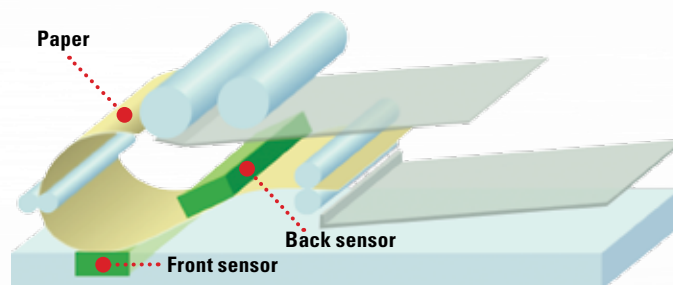


Diagram shows placement of both Contact Image Sensors (CIS) for enhanced scanning speed.

HIGH CAPACITY PAPER CASSETTES

Double your productivity with high capacity cassettes. The MAXIFY iB4070 and MB5370 provides up to a maximum of 500 sheets of paper input.



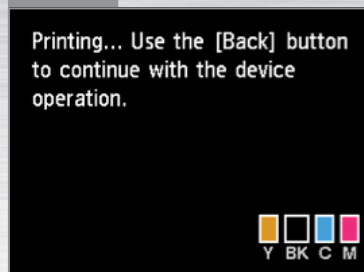
MAXIMUM PRODUCTIVITY

JOB RESERVATION

With this feature, you can easily line up a second task even when the printer is busy. Click on the "back" button to return to the main menu.

How To Reserve Your Job:

STEP 1



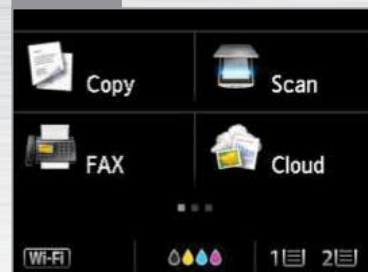
During printing

STEP 2



Press the "back" button

STEP 3



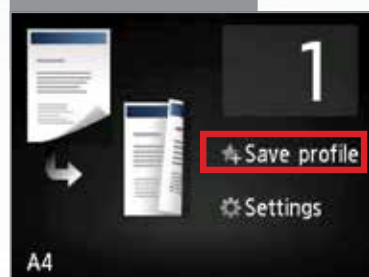
Return to the Copy / Scan / Fax settings screen

CUSTOM PROFILES

Save up to 20 frequently used job settings with the Custom Profiles function.

How To Save Your Settings When:

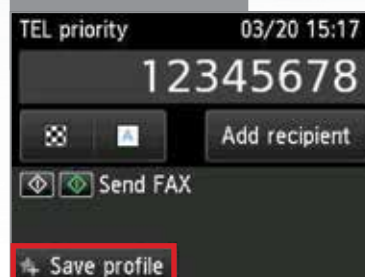
MAKING A COPY



Save profile when copying

OR

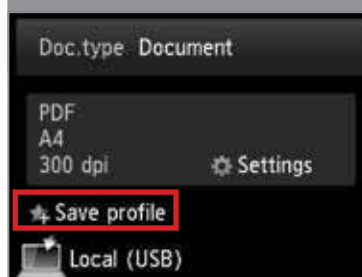
SENDING A FAX



Save profile when faxing

OR

CHOOSING SCAN SETTINGS



Save profile when scanning

Recalling Your Settings:

STEP 1



Click on "Custom Profiles" on home screen

STEP 2



Click desired settings

SCAN / FAX TO NETWORK FOLDER



Place scanned images or incoming faxes into a shared network folder so that they can be accessed by others in the office.



QUICK TOOLBOX

Remotely access and manage printer settings such as scan destination folders, cloud setup services, printer status and more, from one central location.

Printer Information
(Printer remote user interface)

Speed Dial Settings
(Fax)

Destination Folder Settings
(For Scan / Fax Network Folder)

Scan Driver

Cloud Registration

OPERATION RESTRICTIONS

To reduce costs and keep confidential documents safe, use Operation Restrictions to deactivate specific printer functions such as colour copying and scanning to a USB flash drive.

Operation restrictions

Copy

Print from storage medium

Scan to USB flash drive

Restrict

Do not restrict

Exit

Before Copy Restriction

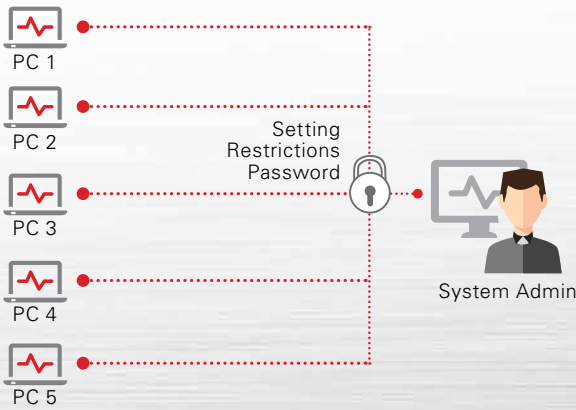
After Copy Restriction

Select operations to restrict (eg. Copy)

Copy function will be greyed-out

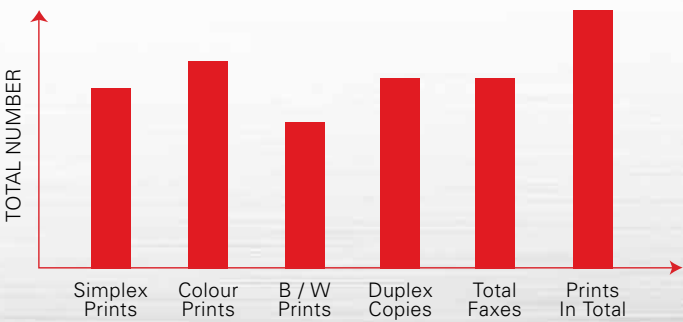
SETTING RESTRICTIONS

Prevent changes to the printer's configuration or network settings by securing it with an administrative password.



RECORDS OF USE

Manage printing costs by monitoring the number of printed pages, scans and faxes.





*Features shown are available in certain models only. See specifications for more details.

MAXIMUM CONNECTIVITY

MAXIFY PRINTING SOLUTIONS



Print and scan wirelessly with the MAXIFY Printing Solutions app. With MAXIFY Cloud Link, you can print documents from online storage sites or save scans directly to the cloud.



Evernote



Dropbox

MAXIFY CLOUD LINK*1



MAXIFY Cloud Link

Print directly from popular cloud services like Evernote, Dropbox, OneDrive or Google Drive from the printer's LCD display, or from a smartphone using the MAXIFY Printing Solutions app. You can even scan documents to cloud storage or email.

*1 Available to MB5370 and MB5070, MAXIFY Cloud Link scan-related applications are applicable to users that use genuine Canon ink cartridges.

• SCAN TO CLOUD



Scan to Cloud

Scan and upload your documents directly to Evernote, Dropbox, OneDrive and Google Drive with the MAXIFY Cloud Link.

• SCAN TO EMAIL / ATTACH TO WEBMAIL

Send scanned documents to your contacts instantly via the Scan To Email function. You can also save scans as an attachment in an email draft to change the subject header before sending it out to your recipients.

PRINT FROM EMAIL



Print From Email

Email JPEG, PDF and Microsoft Office attachments directly to your MAXIFY's email address to print. You can even share email access to your printer with up to 500 individuals.





Google Drive



OneDrive



All-round Connectivity

ACCESS POINT MODE



Even without a wireless router, you can connect and print directly to your printer.

AIRPRINT™*2



Print directly from iOS devices without the need to download any third party print applications.

*2 AirPrint and the AirPrint logo are trademarks of Apple Inc.

GOOGLE CLOUD PRINT™



Now, you can send prints to your printer no matter where you are. Simply access Google Cloud Print™ via your smart device or laptop and print from Gmail or Google Drive.

WIRELESS CONNECTIVITY



Wi-Fi and Ethernet connectivity makes it easy to share your printer with multiple users.

MAXIMUM QUALITY

3.0-INCH COLOUR TOUCH-SCREEN



Touch-screen control makes it easy to navigate menus, printer settings and access cloud services from the screen.



EASY REPLACEMENT OF INK CARTRIDGES

Only cartridges that need to be replaced are moved into a cartridge replacement position. This eliminates the possibility of replacing the wrong ink cartridge.

RETRACTABLE TRAY DESIGN

Designed for a smaller footprint, MAXIFY paper cassettes can be retracted when the printer is not in use.



SAVE MONEY SAVE THE PLANET



ENERGY SAVING, LOW ENVIRONMENTAL LOAD

This unique energy-saving design not only lowers power consumption but also complies with various environmental labels. MAXIFY also reduces paper wastage significantly with the auto 2-sided print engine.

SCHEDULE ON / OFF

Lower power consumption by programming your printer to switch on and off automatically.*1

*1 Schedule must be set from the printer's user interface; faxes cannot be received when the device is turned off.

MAXIFY MB5370

MAXIMUM QUALITY MAXIMUM SPEED

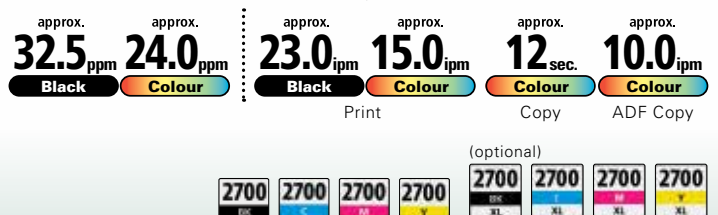
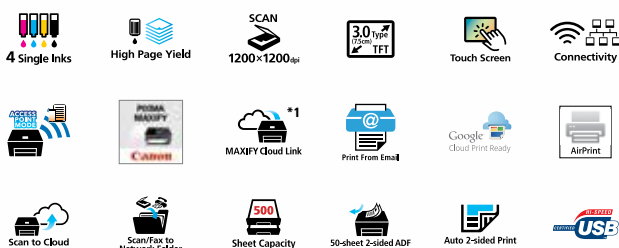
- 3.0" Touch-Screen LCD Display
- Quick First Print in 7 secs
- Water Resistant Pigment Ink
- Up to 500 sheets high-capacity twin paper cassettes
- Schedule ON / OFF for smart power management
- Connectivity: MAXIFY Printing Solutions, MAXIFY Cloud Link^{*1}, Print from Email, AirPrint™, Google Cloud Print™, Scan to Cloud, Scan / Fax to Network Folder



MAX. PRINT SPEED^{*2}

ISO STANDARD SPEED

Measured by ISO/IEC 24734, 29183, 24735 standards





















^{*1} MAXIFY Cloud Link scan-related applications are applicable to users that use genuine Canon ink cartridges.
^{*2} PPM print speed is based on the highest speed settings using Canon standard patterns on A4 plain paper.

MAXIMISE YOUR PRODUCTIVITY

-
- A black Canon MAXIFY MB1150 multifunction printer is shown. It has a control panel on top with a small LCD screen and several buttons. A document is being scanned on the top feeder, and another document is being printed and coming out of the front output tray. The printer is set against a dark background with a blue light effect on the left.

ISO STANDARD SPEED

 4 Single Inks	 High Page Yield	 SCAN 1200x1200dpi	 3.0" type TFT	 Touch Screen	 Connectivity
 ASPECT RATIO	 PRIMA MAXIFY Canon	 MAXIFY Cloud Link	 Print From Email	 Google Cloud Print Ready	 AirPrint
 Scan to cloud	 Scan/Fax to	 250 Sheet Capacity	 50-sheet ADF	 Auto 2-sided Print	 USB

approx. 32.5 ppm Black approx. 24.0 ppm Colour

approx. 23.0 ipm Black approx. 15.0 ipm Colour

approx. 12 sec. Colour

approx. 10.0 ipm Colour

Print Copy ADF Copy

(optional)

MAXIMISE YOUR BUDGET

-
- A black Canon MAXIFY MB1150 multifunction printer is shown from a front-three-quarter angle. A printed document with various colored bars and text is emerging from the output tray at the front. The printer has a sleek, modern design with a control panel on the top right. The background is a simple gradient.

ISO STANDARD SPEED

approx. **32.5** ppm **Black** approx. **24.0** ppm **Colour**

approx. **23.0** ipm **Black** approx. **15.0** ipm **Colour**

(optional)



SPECIFICATIONS



PRINT			INKJET OFFICE MULTI-FUNCTION		INKJET OFFICE SINGLE-FUNCTION
Maximum Printing Resolution*1			600 x 1200dpi		
Number of Ink Cartridges			4		
Print Speed	Document: B & W / Colour (Max.)		approx. 24.0ppm*2 / 32.5ppm*2		
	Document: B & W / Colour		approx. 15.0ipm*3 / 23.0ipm*3		
	Document: Colour		approx. 9sec.		
	Document: B & W		approx. 7sec.		
Printing Capability	Auto Duplex Printing		Yes (A4 / Letter)		
Standard Paper Input (Front Cassette 1)	Plain Paper (Sheets)		A4 / A5 / B5 / Letter / Legal = 250		
Additional Paper Input (Front Cassette 2)	Plain Paper (Sheets)		A4 / Letter / Legal = 250	NA	A4 / Letter / Legal = 250
Paper Output Tray	Plain Paper		approx. 75 pages (A4 / Letter)		
Paper Handling (Upper Cassette) (Maximum Number)	Plain Paper		A4 / A5 / B5 / Letter / Legal = 250		
	High Resolution Paper (HR-101N)		A4 = 65		
	Photo Paper Plus Glossy II (PP-201)		4x6"=20, A4=10		
	Photo Paper Pro Luster (LU-101)		A4 = 10		
	Photo Paper Plus Semi-Glossy (SG-201)		4x6"=20, A4=10		
	Glossy Photo Paper "Everyday Use" (GP-508)		4x6"=20, A4=10		
	Glossy Photo Paper "Everyday Use" (GP-601)		4x6"=20, A4=10		
	Matte Photo Paper (MP-101)		4x6"=20, A4=10		
Paper Handling (Lower Cassette) (Maximum Number)	Envelope		European DL / US Com. #10=10		
	Plain Paper		A4, Letter, Legal = 250	NA	A4, Letter, Legal = 250
Paper Weight	Cassette 1 (Upper)	Plain Paper: 64-105g/m², Photo Paper Plus Glossy II PP-201: approx. 275g/m²			
	Cassette 2 (Lower)	Plain Paper: 64-105g/m²	NA	Plain Paper: 64-105g/m²	
SCAN*					
Scanner Type / Scanning Method			Flatbed & ADF / CIS (2-sided) (Contact Image Sensor)	Flatbed & ADF / CIS (Contact Image Sensor)	NA
Duplex Scanning			Available (Single pass 2-sided scan)		NA
Optical Resolution*5			1200 x 1200dpi		NA
Scanning Speed*6	Document ADF: Colour*7		approx. 10.0ipm		NA
	Document ADF: B & W*7		approx. 18.0ipm		NA
	Document ADF: Colour*7		approx. 21.0ipm		NA
	Document ADF: B & W*7		approx. 31.0ipm		NA
Scan File Formats			JPEG, PDF, PDF (Multi-pages), Compact PDF		NA
COPY					
Maximum Document Size	Flatbed		A4 / Letter (216 x 297mm) (ADF: A4, Letter, Legal)		
ADF			A4, Letter, Legal		
Auto Document Feeder (ADF)	Paper Handling (Plain Paper)		Yes (50 sheets)		
	Auto Duplex		Available (Single pass 2-sided scan)		NA
Copy Speed*7	Document: Colour		approx. 12sec.		NA
	Document (ADF): Colour		approx. 10.0ipm		NA
	Document (ADF): B & W		approx. 21.0ipm		NA
			Max. 99 pages		NA
Multiple Copy	Black / Colour				
FAX					
Transmission Speed*8	Black / Colour		approx. 3sec. / 1min (33.6kbps)		NA
Transmission / Reception Memory*7			approx. 250 pages		NA
PC Fax			Windows: via Fax Modem (MFP)		NA
Automatic Coded Speed Dialing			Max. 100 locations		NA
Automatic Group Dialing			Max. 99 locations		NA
NETWORK / SYSTEM REQUIREMENTS & GENERAL SPECIFICATIONS					
Windows	Compatible Operating Systems (Please visit www.canon-asia.com to confirm OS compatibility and to download the latest driver updates)		Windows 8 / Windows 7 / Windows Vista / Windows XP		
Macintosh			Mac OS X v10.6.8 and later		
Printer Management			Quick Toolbox		
Software Included			Easy-WebPrint EX, MyPrinter, Extended Survey Program, Tutorial Manual, On-screen Manual, Speed Dial Utility, OCR Dictionary		Easy-WebPrint EX, MyPrinter, Extended Survey Program, Tutorial Manual, On-screen Manual
Security Management			Setting Restrictions, Operation Restrictions		Setting Restrictions
Operation Panel	Display		3.0" Touch-screen LCD		Full Dot LCD
Auto Document Feeder (ADF)	Paper Handling (Plain Paper)		A4, Letter=50, Legal = 70		NA
	Auto 2-sided		Single Pass 2-Sided Scan	NA	
Mobile Printing			MAXIFY Printing Solutions		
Other Wireless Connectivity Features			AirPrint™, Google Cloud Print™, MAXIFY Cloud Link, Print from Email, Access Point Mode, Easy-PhotoPrint+		
Productivity Solutions			Job Reservation, Custom Profiles, Scan to Network Folder, Scan to E-mail, Fax to Network Folder, Schedule ON / OFF (Power control), Quick Toolbox		Auto Power ON / OFF (Power control), Quick Toolbox
Monthly Duty Cycle*10			Up to 30,000 pages		
Recommended Monthly Print Volume			Up to 1,500 pages		
Acoustic Noise (when printing from PC)	Document (A4, B & W)*11		approx. 54dB(A)		approx. 53dB(A)
Power Consumption			approx. 31W (1.0W Standby)	approx. 29W (1.0W Standby)	approx. 24W (1.0W Standby)
Typical Electricity Consumption (TEC)*12			approx. 0.3kWh / week		Wireless connection to PC approx. 0.2kWh / week
Dimensions (W x D x H)	Factory Configuration		approx. 463 x 394 x 351mm	approx. 463 x 394 x 291mm	approx. 463 x 394 x 290mm
	Maximum (Input / Output / ADF trays extended)		approx. 463 x 607 x 389mm	approx. 463 x 607 x 329mm	approx. 463 x 607 x 290mm
Weight			approx. 13.1kg	approx. 11.4kg	approx. 9.8 kg
Environment	ECO-label		Energy Star, EPEAT (Silver)		
PAGE YIELD					
Plain Paper A4 (ISO/IEC 24712 test file)*13 (Pages)			PGI-2700 BK: 1000 PGI-2700 C : 700 PGI-2700 M: 700 PGI-2700 Y : 700		Optional: PGI-2700 BK XL: 2500 PGI-2700 C XL: 1500 PGI-2700 M XL: 1500 PGI-2700 Y XL: 1500

Specifications are subject to change without notice.

*1 Ink droplets can be placed with a pitch of 1/600 inch at minimum.

*2 PPM print speed is based on the highest speed mode setting using Canon standard patterns on A4 plain paper.

*3 Document print speeds are the averages of ESAT in Office Category Test for the default simplex mode, ISO/IEC 24734. Document print speeds are the averages of FPOT in Office Category Test for the default simplex mode, ISO / IEC17829:2014. Print speed may vary depending on system configuration, interface, software, document complexity, print mode, page coverage, type of paper used etc.

*4 TWAIN driver (ScanGear) is based on the TWAIN specifications V1-9 and requires the Data Source Manager that comes with the operating system.

*5 Optical resolution is a measure of maximum hardware sampling resolution, based on ISO 14473 standard. Increasing the scanning resolution will limit the maximum possible scanning area.

*6 ADF continuous PC scan speed is determined from the time spent for scanning of multiple sets of the test pages that take more than 30 seconds after first set of scanning. The test charts (consist of 4 pages) are printed by the device for testing and used for measuring ISO/IEC24735. Scan speed may vary depending on system configuration, interface, software, scan mode settings and document size and use frequency etc.

*7 To prevent overheating of the Auto Document Feeder due to high volume copy or scan tasks, the printer will occasionally stop for a number of seconds after every scan. The length of the waiting period varies according to scan settings. Under the printer's default settings (300dpi, colour), the printer will automatically enter the "waiting mode" once approximately 80 sheets of paper have been loaded continuously into the ADF over a short period of time.

Copy speeds are the average of sFCOT and sESAT, ISO/IEC 29183. ADF copy speed is the average of ESAT in General Performance Test for the default simplex mode, ISO/IEC 24735, excluding time to copy the first set. Copy speed may vary depending on document complexity, copy mode, page coverage, type of paper used etc. and does not take into account warm-up time.

*8 Black & white document fax transmission speed is based on default setting using ITU-T No.1 chart. Colour document fax transmission speed is based on default setting using Canon Colour Fax Test Sheet. Actual transmission speed may vary depending on document complexity, fax settings at receiving end, and line conditions etc.

*9 Page count is based on ITU-T No.1 chart or Canon FAX Standard Chart No.1.

*10 The Monthly Duty Cycle value provides a basis for comparison of product robustness in relation to other Canon inkjet devices, and does not refer to the actual maximum image output per month.

*11 Acoustic Noise is measured based on ISO7779 standard.

*12 Typical Energy Consumption (TEC) value: TEC value was calculated assuming the unit will be constantly switched among operational, sleep and power-off modes for 5 days, and that it will be either in sleep or power-off mode for the remaining 2 days within the same week. TEC value is calculated by Canon using TEC measurement procedure regulated in International ENERGY STAR Program.

*13 Declared yield value in accordance with ISO / IEC 24711 (for A4 size) using ISO / IEC 24712 test file. Values obtained by continuous printing.

Note: All printers work in Operating Environment of Temperature: 5 - 35°C;

Humidity: 10 - 90 % RH (no dew condensation)

Note: All printers work in Storage Environment of Temperature: 0 - 40°C;

Humidity: 5 - 95% RH (no dew condensation)